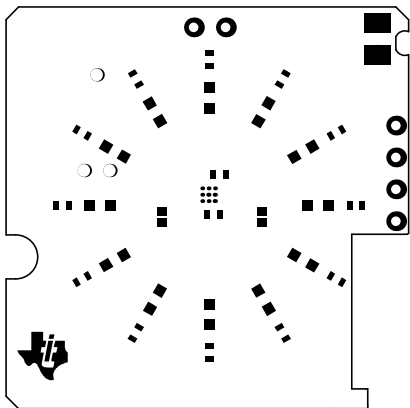
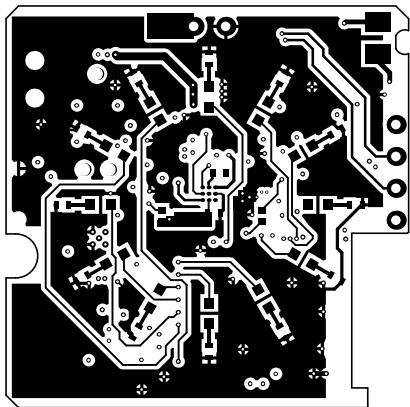


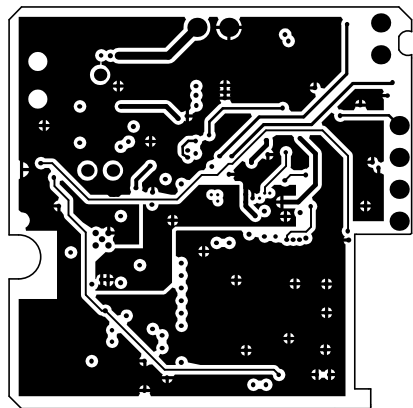
ALL ARTWORK VIEWED FROM TOP SIDE	BOARD #: AIP029	REV: A	SUN REV:
LAYER NAME = Top Overlay			
PLOT NAME = Top Overlay	GENERATED : 5/21/2014 18:51		TEXAS INSTRUMENTS



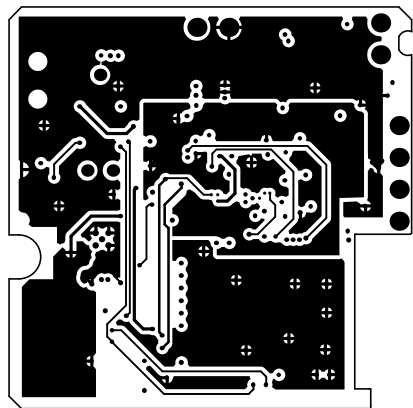
ALL ARTWORK VIEWED FROM TOP SIDE	BOARD #: AIP029	REV: A	SUN REV:
LAYER NAME = Top Solder			
PLOT NAME = Top Solder Mask	GENERATED : 5/21/2014 18:51		TEXAS INSTRUMENTS



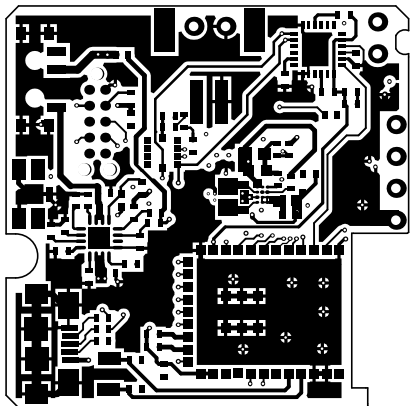
ALL ARTWORK VIEWED FROM TOP SIDE	BOARD #: AIP029	REV: A	SUN REV:
LAYER NAME = Top Layer			
PLOT NAME = Top Layer	GENERATED : 5/21/2014 18:51		TEXAS INSTRUMENTS



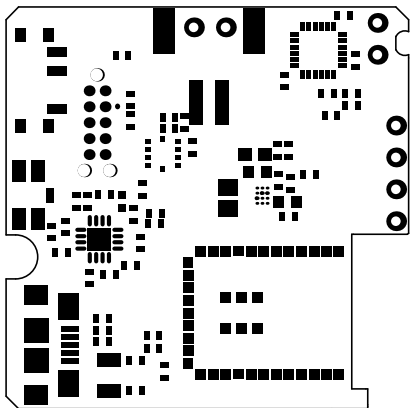
MidLayer1



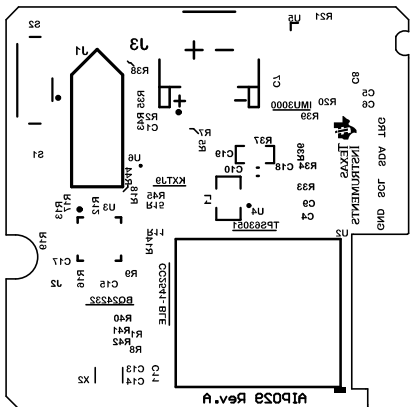
MidLayer2



ALL ARTWORK VIEWED FROM TOP SIDE	BOARD #: AIP029	REV: A	SUN REV:
LAYER NAME = Bottom Layer			
PLOT NAME = Bottom Layer	GENERATED : 5/21/2014 18:51		TEXAS INSTRUMENTS

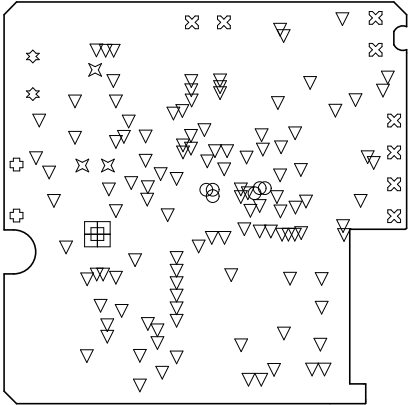


ALL ARTWORK VIEWED FROM TOP SIDE	BOARD #: AIP029	REV: A	SUN REV:
LAYER NAME = Bottom Solder			
PLOT NAME = Bottom Solder Mask	GENERATED : 5/21/2014 18:51		TEXAS INSTRUMENTS



ALL ARTWORK VIEWED FROM TOP SIDE	BOARD #: AIP029	REV: A	SUN REV:
LAYER NAME = Bottom Overlay			
PLOT NAME = Bottom Overlay	GENERATED : 5/21/2014 18:51		TEXAS INSTRUMENTS

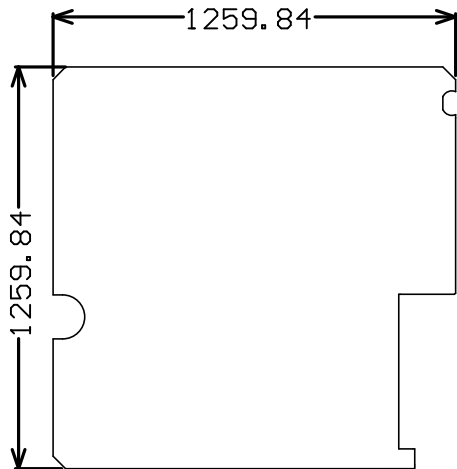
ALL VIAS TO BE FILLED AND PLATED SHUT.



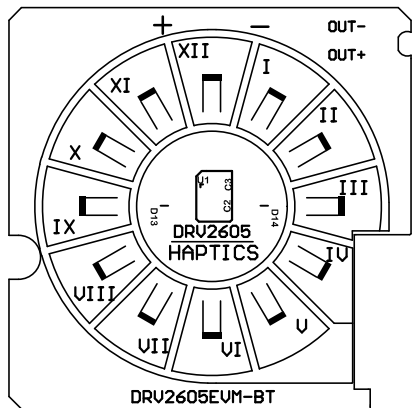
Symbol	Hit Count	Tool Size	Plated	Hole Type
○	6	6mil (0.152mm)	PTH	Round
□	5	7.874mil (0.2mm)	PTH	Round
▽	117	8mil (0.203mm)	PTH	Round
⊕	2	27.559mil (0.7mm)	PTH	Round
⊗	8	30mil (0.762mm)	PTH	Round
☆	2	35.433mil (0.9mm)	NPTH	Round
⊗	3	39.016mil (0.991mm)	NPTH	Round
	143 Total			

Drill Table

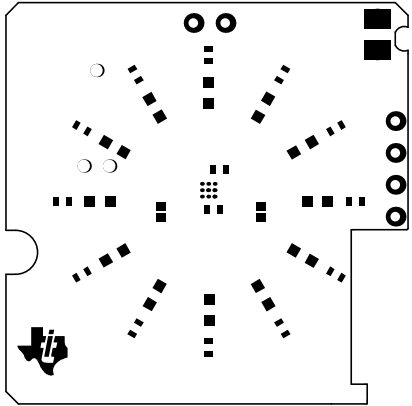
ALL ARTWORK VIEWED FROM TOP SIDE	BOARD #: AIP029	REV: A	SUN REV:
LAYER NAME =			
PLOT NAME = Drill Drawing	GENERATED : 5/21/2014 18:51		TEXAS INSTRUMENTS



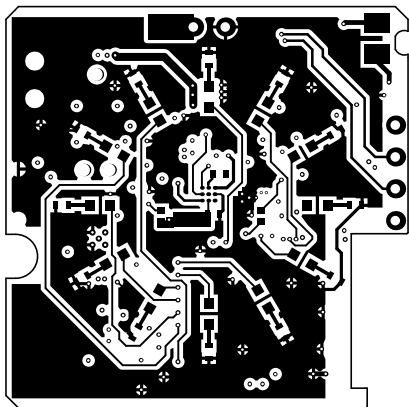
ALL ARTWORK VIEWED FROM TOP SIDE	BOARD #: AIP029	REV: A	SUN REV:
LAYER NAME =			
PLOT NAME = Board Dimensions	GENERATED : 5/21/2014 18:51		TEXAS INSTRUMENTS



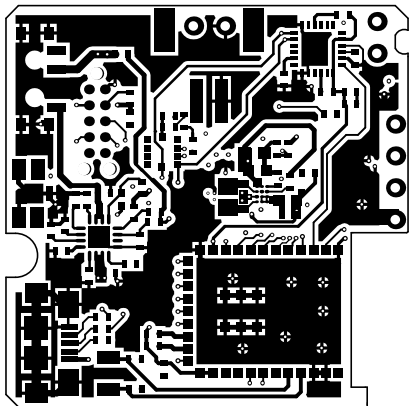
ALL ARTWORK VIEWED FROM TOP SIDE	BOARD #: AIP029	REV: A	SUN REV:
LAYER NAME = Top Overlay			
PLOT NAME = Top Overlay	GENERATED : 5/21/2014 18:51		TEXAS INSTRUMENTS



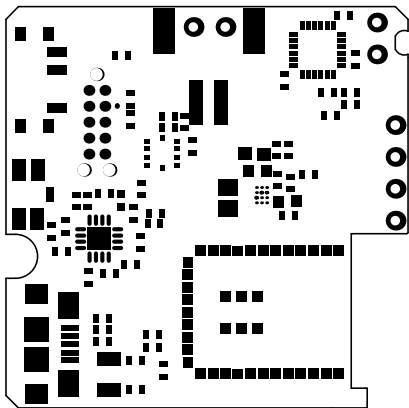
ALL ARTWORK VIEWED FROM TOP SIDE	BOARD #: AIP029	REV: A	SUN REV:
LAYER NAME = Top Solder			
PLOT NAME = Top Solder Mask	GENERATED : 5/21/2014 18:51		TEXAS INSTRUMENTS



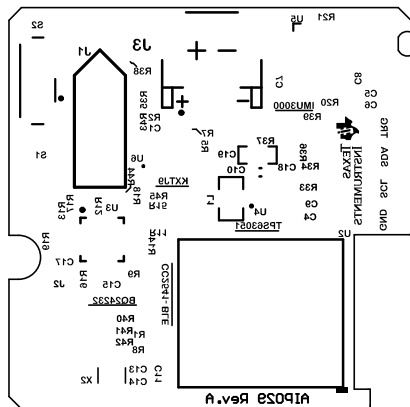
ALL ARTWORK VIEWED FROM TOP SIDE	BOARD #: AIP029	REV: A	SUN REV:
LAYER NAME = Top Layer			
PLOT NAME = Top Layer	GENERATED : 5/21/2014 18:51		TEXAS INSTRUMENTS



ALL ARTWORK VIEWED FROM TOP SIDE	BOARD #: AIP029	REV: A	SUN REV:
LAYER NAME = Bottom Layer			
PLOT NAME = Bottom Layer	GENERATED : 5/21/2014 18:51		TEXAS INSTRUMENTS

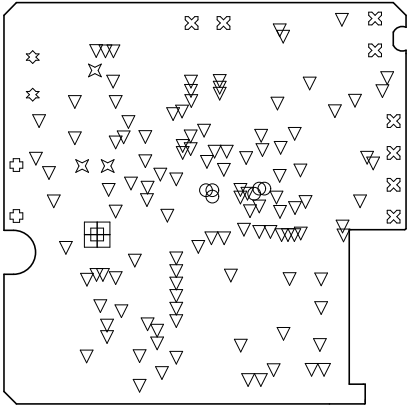


ALL ARTWORK VIEWED FROM TOP SIDE	BOARD #: AIP029	REV: A	SUN REV:
LAYER NAME = Bottom Solder			
PLOT NAME = Bottom Solder Mask	GENERATED : 5/21/2014 18:51		TEXAS INSTRUMENTS



ALL ARTWORK VIEWED FROM TOP SIDE	BOARD #: AIP029	REV: A	SUN REV:
LAYER NAME = Bottom Overlay			
PLOT NAME = Bottom Overlay	GENERATED : 5/21/2014 18:51		TEXAS INSTRUMENTS

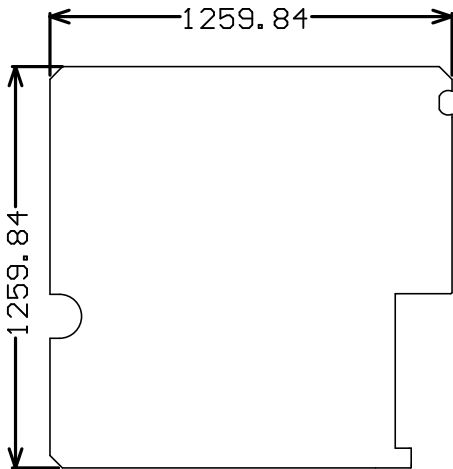
ALL VIAS TO BE FILLED AND PLATED SHUT.



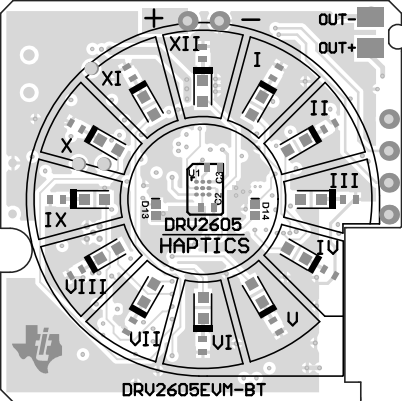
Symbol	Hit Count	Tool Size	Plated	Hole Type
○	6	6mil (0.152mm)	PTH	Round
□	5	7.874mil (0.2mm)	PTH	Round
▽	117	8mil (0.203mm)	PTH	Round
⊕	2	27.559mil (0.7mm)	PTH	Round
⊗	8	30mil (0.762mm)	PTH	Round
☆	2	35.433mil (0.9mm)	NPTH	Round
⊠	3	39.016mil (0.991mm)	NPTH	Round
	143 Total			

Drill Table

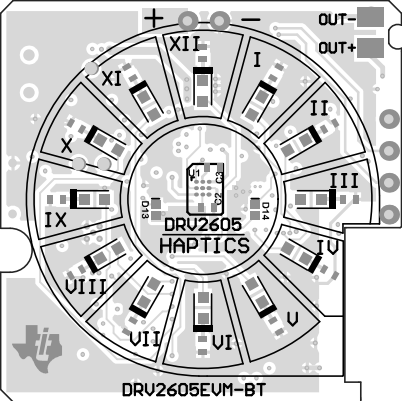
ALL ARTWORK VIEWED FROM TOP SIDE	BOARD #: AIP029	REV: A	SUN REV:
LAYER NAME =			
PLOT NAME = Drill Drawing	GENERATED : 5/21/2014 18:51		TEXAS INSTRUMENTS



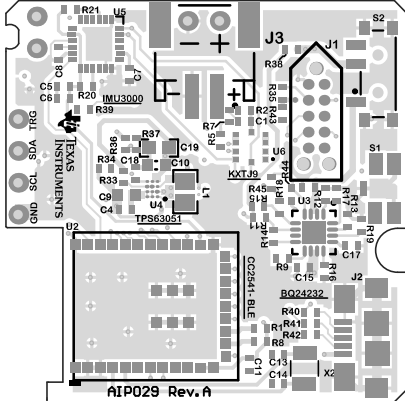
ALL ARTWORK VIEWED FROM TOP SIDE	BOARD #: AIP029	REV: A	SUN REV:
LAYER NAME =			
PLOT NAME = Board Dimensions	GENERATED : 5/21/2014 18:51		TEXAS INSTRUMENTS




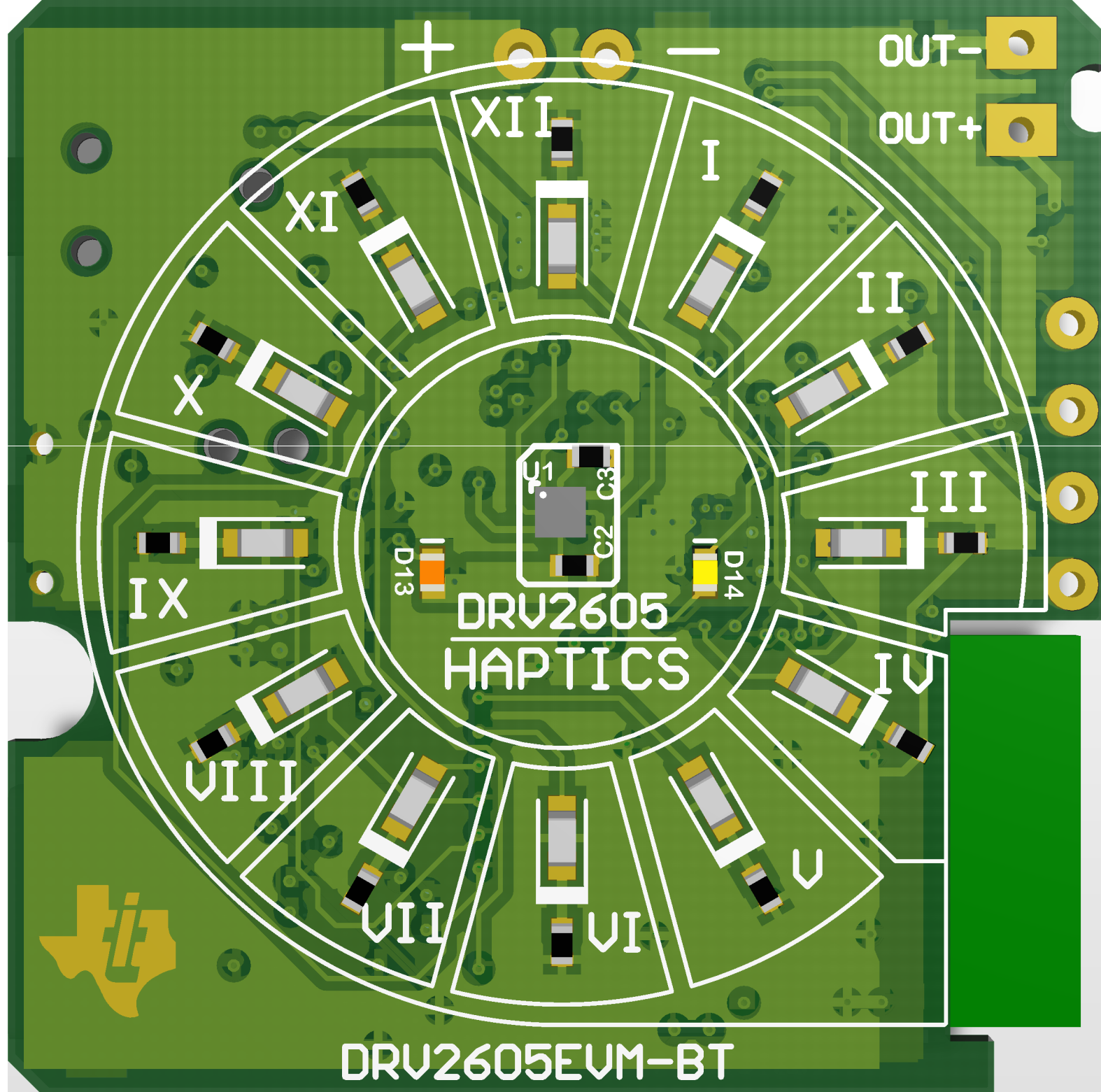
Top Overlay

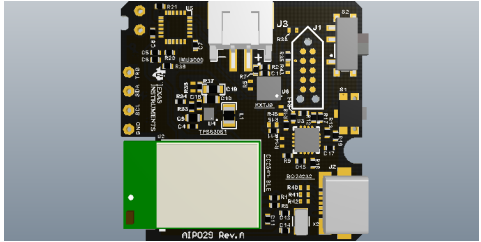


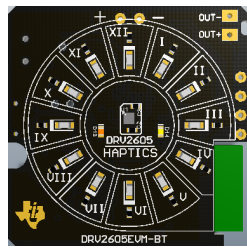
Top Overlay



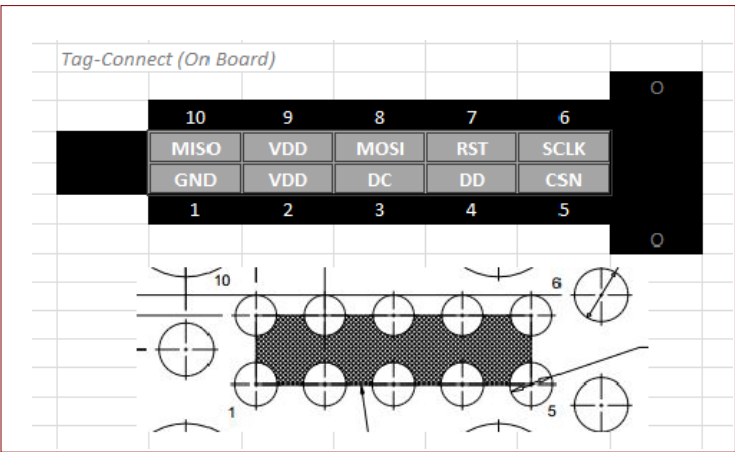
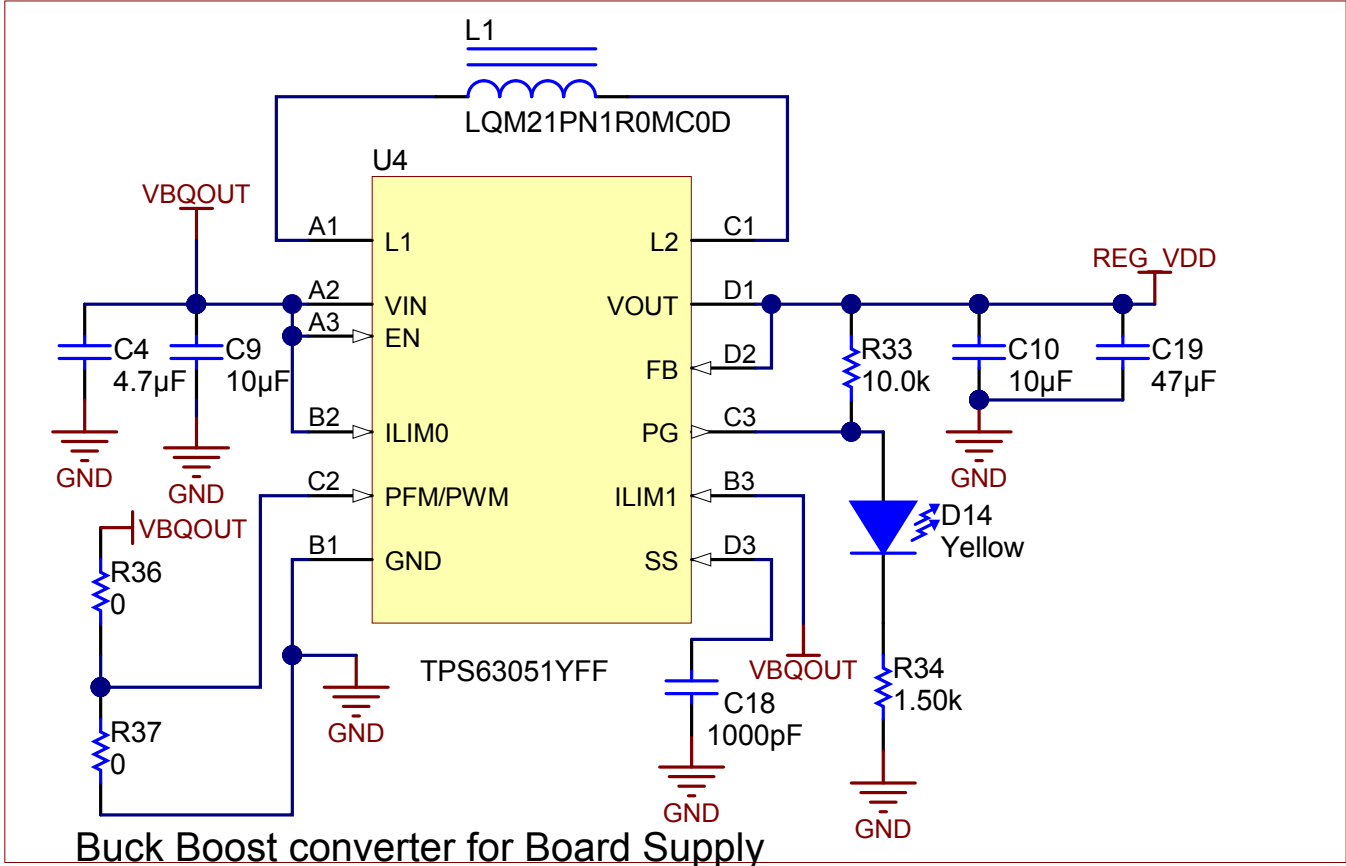
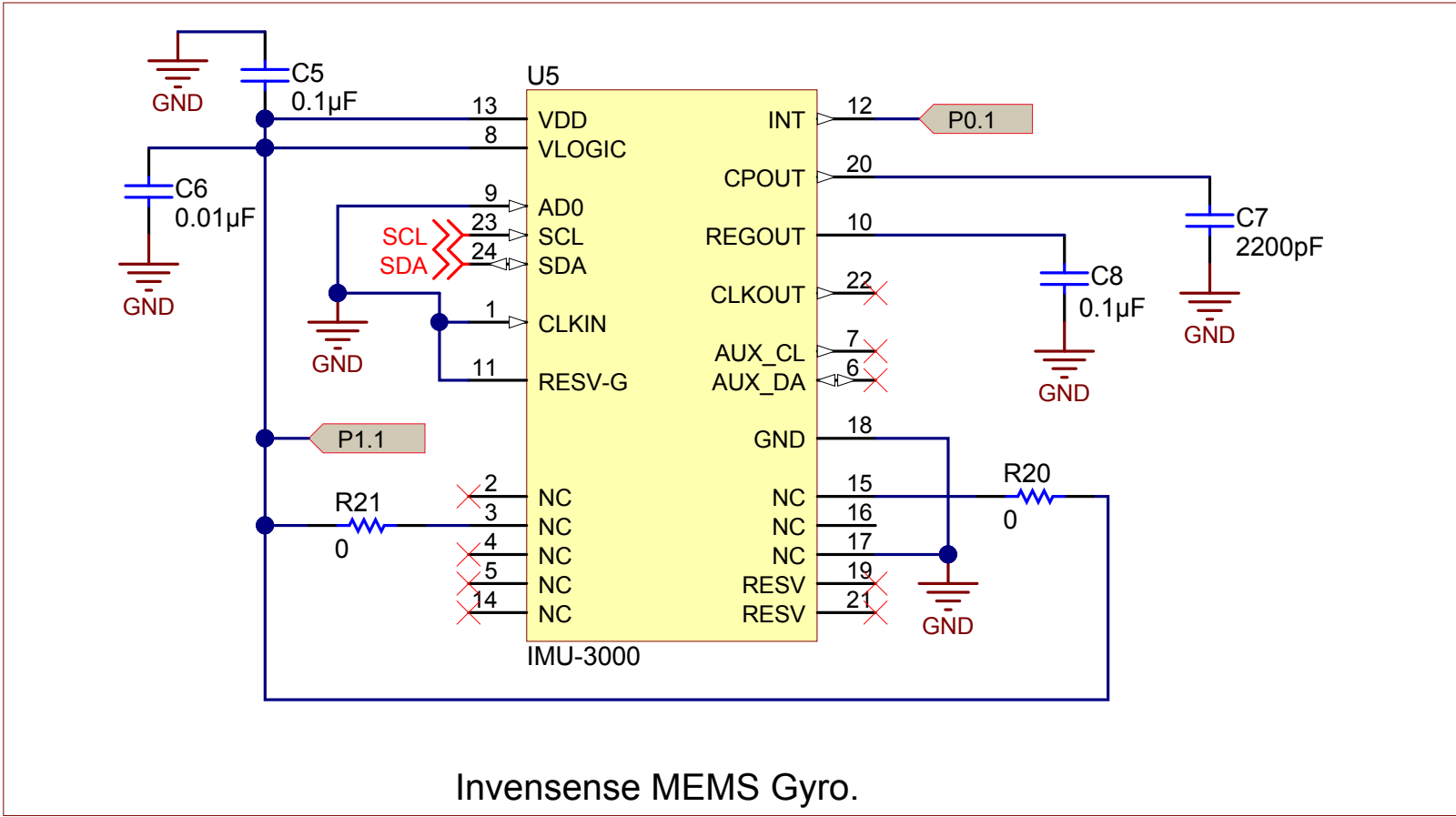
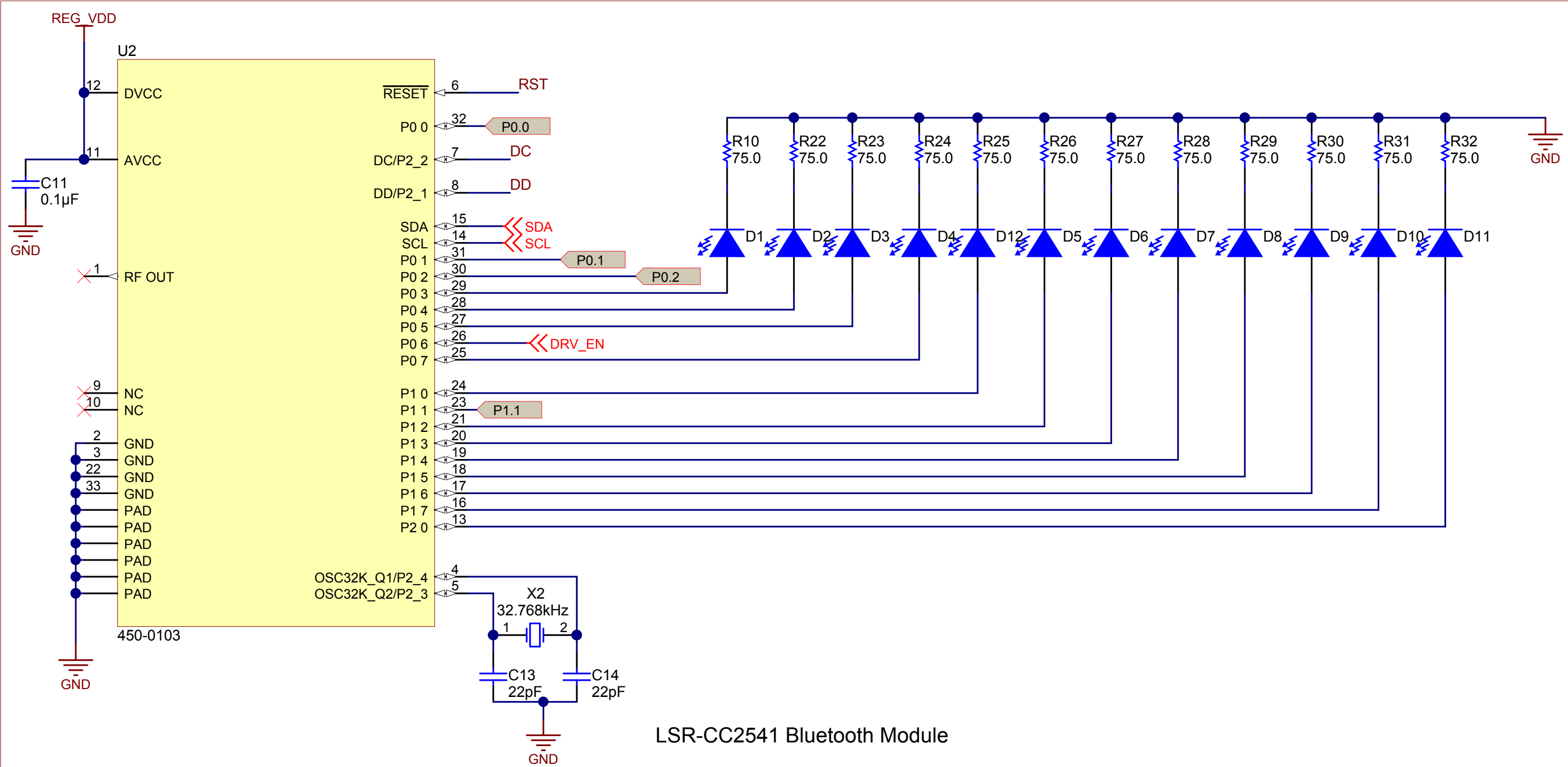
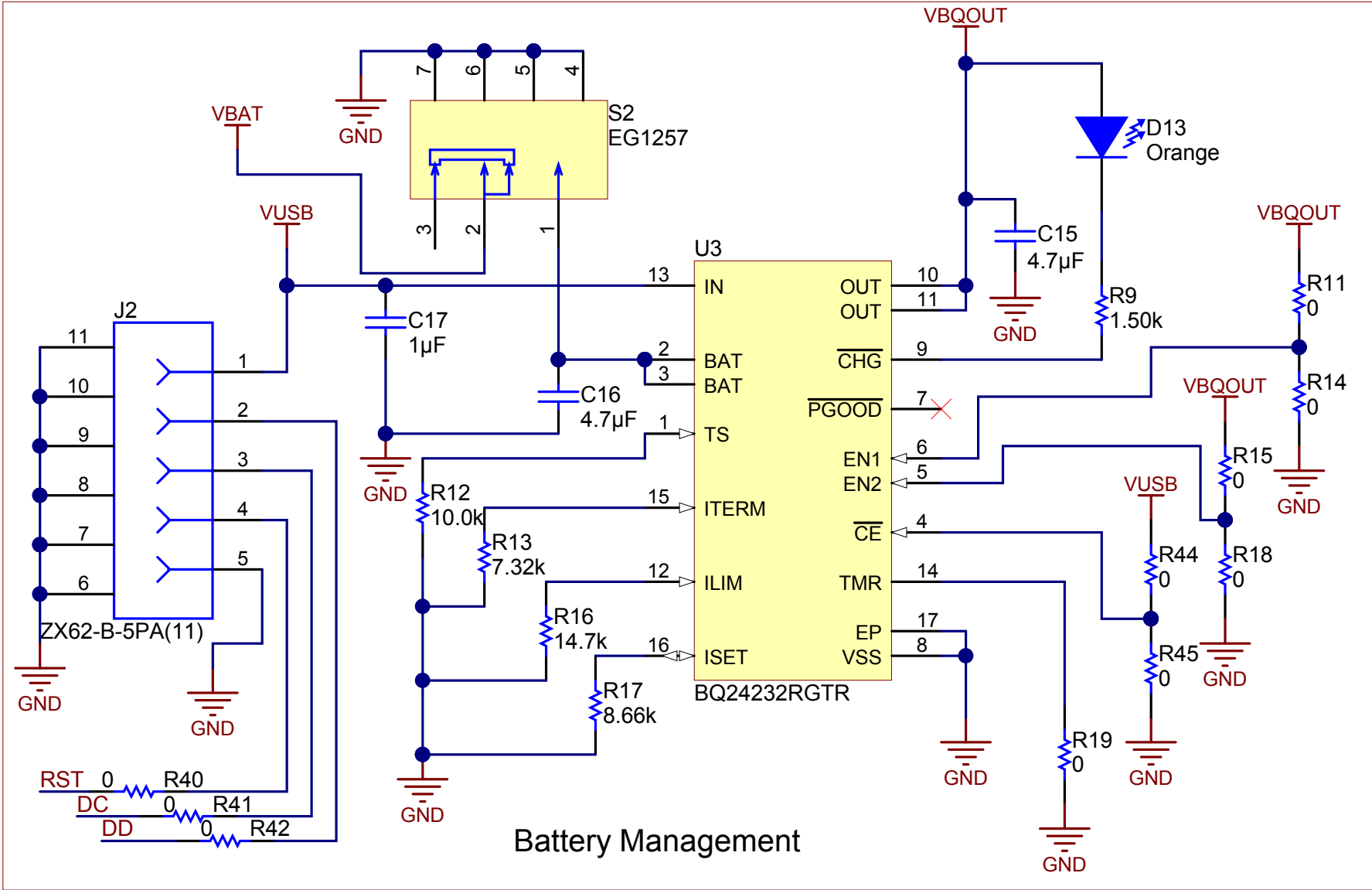
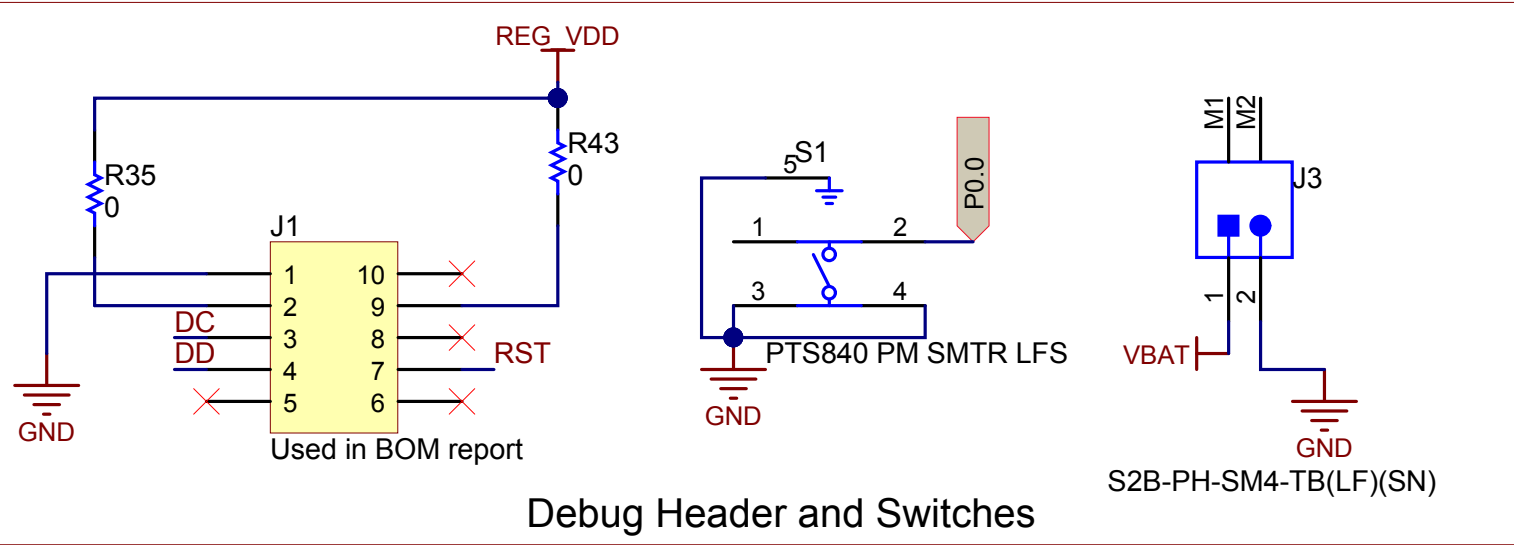
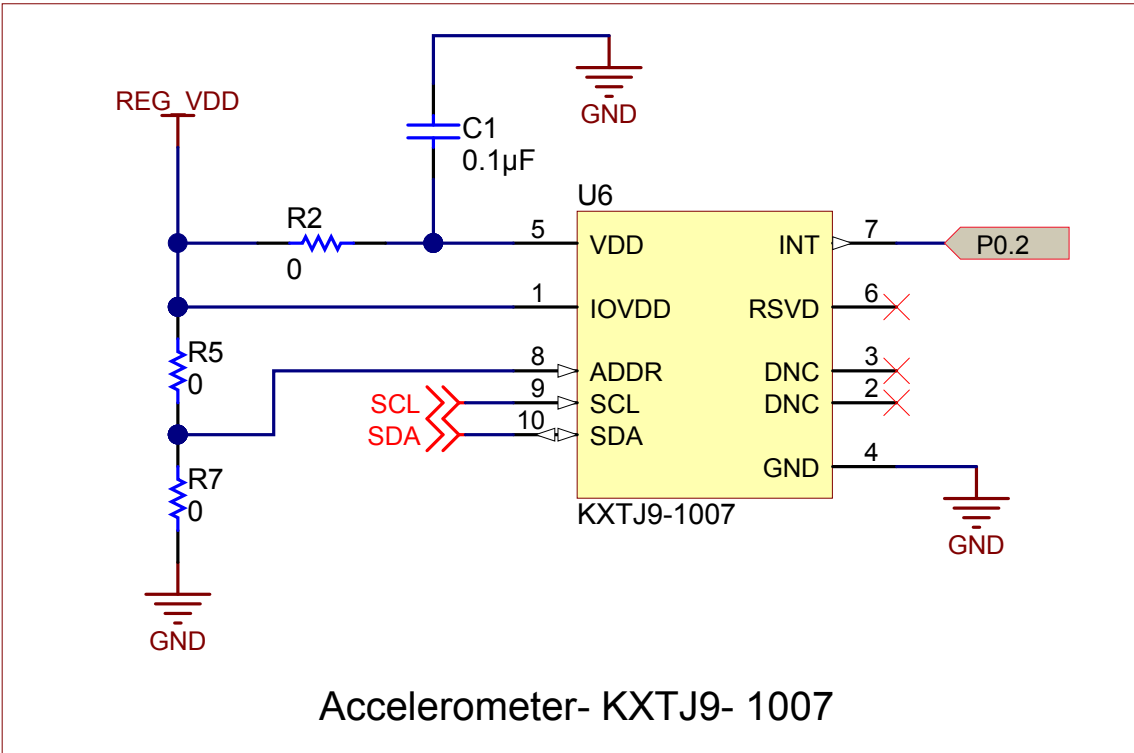
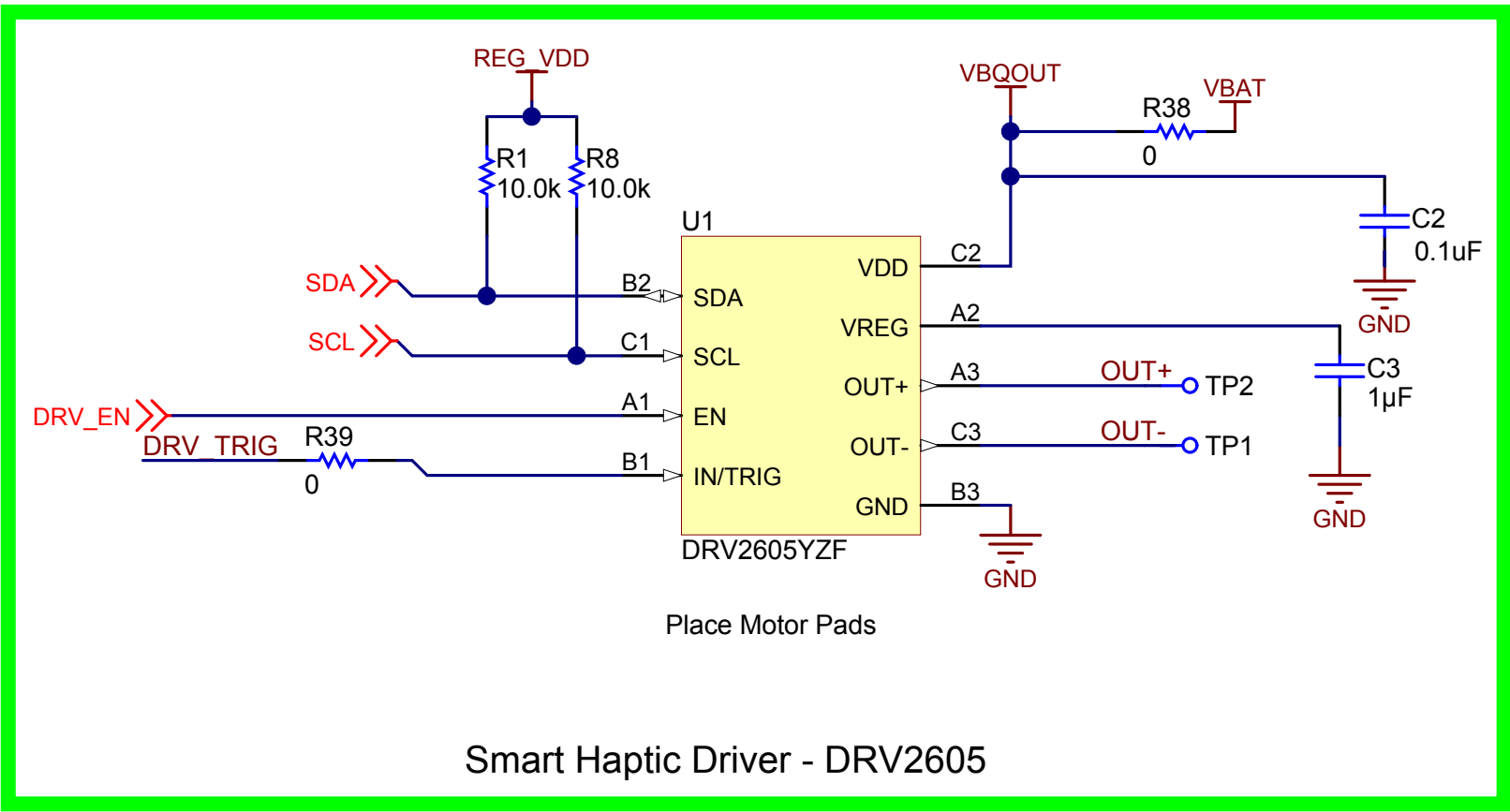








1	2	3	4	5	6																								
A					A																								
B	<div>PCB Number: AIP029 PCB Rev: A</div> <div><div><div>H1</div><div>MECH</div><div>3025013-06</div><div>USB A MALE TO MICRO B MALE 6'</div></div><div><div>H2</div><div>MECH</div><div>TI-EVACASE-BLACK</div><div>EVM EVA Black zipper case with TI Logo</div></div><div><div>H3</div><div>MECH</div><div>DMJBRN1030</div><div>SEMCO1030 LRA Actuator</div></div><div><div>H4</div><div>MECH</div><div>727</div><div>3 X AAA BATTERY HOLDER WITH ON/OFF SWITCH AND 2-PIN JST</div></div></div>				B																								
C	<div><div>ZZ1</div><div>Assembly Note</div><div>CE Logo</div></div> <div><div>ZZ2</div><div>Assembly Note</div><div>These assemblies are ESD sensitive, ESD precautions shall be observed.</div></div>				C																								
D					D																								
Texas Instruments and/or its licensors do not warrant the accuracy or completeness of this specification or any information contained therein. Texas Instruments and/or its licensors do not warrant that this design will meet the specifications, will be suitable for your application or fit for any particular purpose, or will operate in an implementation. Texas Instruments and/or its licensors do not warrant that the design is production worthy. You should completely validate and test your design implementation to confirm the system functionality for your application.				<table><tr><td colspan="2">Number: AIP029</td><td>Rev: A</td><td colspan="2">Designed for: Public</td><td>Mod. Date: 6/6/2014</td></tr><tr><td colspan="2">SVN Rev: Not in version control</td><td colspan="2">Assembly Variant: Variant name not interpreted</td><td colspan="2">Sheet Title: Hardware</td></tr><tr><td colspan="2">Drawn By: Gautham Ramachandran</td><td colspan="2">File: AIP029A_Hardware.SchDoc</td><td>Size: B</td><td></td></tr><tr><td colspan="2">Engineer: Gautham Ramachandran</td><td colspan="2">Contact: www.ti.com/haptics</td><td colspan="2"></td></tr></table> <div><div>TEXAS INSTRUMENTS</div><div>http://www.ti.com</div><div>© Texas Instruments 2014</div></div>		Number: AIP029		Rev: A	Designed for: Public		Mod. Date: 6/6/2014	SVN Rev: Not in version control		Assembly Variant: Variant name not interpreted		Sheet Title: Hardware		Drawn By: Gautham Ramachandran		File: AIP029A_Hardware.SchDoc		Size: B		Engineer: Gautham Ramachandran		Contact: www.ti.com/haptics			
Number: AIP029		Rev: A	Designed for: Public		Mod. Date: 6/6/2014																								
SVN Rev: Not in version control		Assembly Variant: Variant name not interpreted		Sheet Title: Hardware																									
Drawn By: Gautham Ramachandran		File: AIP029A_Hardware.SchDoc		Size: B																									
Engineer: Gautham Ramachandran		Contact: www.ti.com/haptics																											
1	2	3	4	5	6																								



Texas Instruments and/or its licensors do not warrant the accuracy or completeness of this specification or any information contained therein. Texas Instruments and/or its licensors do not warrant that this design will meet the specifications, will be suitable for your application or fit for any particular purpose, or will operate in an implementation. Texas Instruments and/or its licensors do not warrant that the design is production worthy. You should completely validate and test your design implementation to confirm the system functionality for your application.

Number: AIP029
SVN Rev: Not in version control
Drawn By: Gautham Ramachandran
Engineer: Gautham Ramachandran

Rev: A

Designed for: Public
Project Title: DRV2605EVM-BT
Sheet Title: Schematic
Assembly Variant: Variant name not interpreted
File: AIP029A.SchDoc
Contact: www.ti.com/haptics

Mod. Date: 6/6/2014
Sheet: 1 of 1
Size: B
© Texas Instruments 2014